

MARITIME ECONOMY: Ketchikan, Alaska

Private and Military Maritime Employment & Workforce Earnings

75 new maritime jobs and \$12 million in new maritime annual workforce earnings in Ketchikan in the past 5 years



Fishing & Seafood Processing

Jobs: **679**
Wages: **\$35.5 M**
Change in jobs 2010-15: **+2%**



US Coast Guard

Jobs: **240** (Active Duty and Civilian)
Wages: **\$18 M**
Change in jobs 2010-15: **+10%**



Marine Tourism

Jobs: **218**
Wages: **\$5.4 M**
Change in jobs 2010-15: **+16%**



Ship Building, Repair, Marinas, Transportation, Construction

Jobs: **423**
Wages: **\$29 M**
Change in jobs 2010-15: **+3.5%**



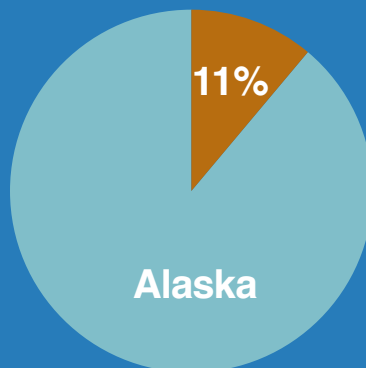
Ketchikan's 2015 Maritime Economy

Private and USCG Maritime Jobs: **1,560**

Workforce Earnings/Wages: **\$87 M**

Average Annual Earnings: **\$55,780**

Maritime as a % of all private sector earnings



Publication by Rain Coast Data

3,622 Boats and Vessels

There are 3,622 registered boats and documented vessels in Ketchikan, or a boat for every 3.8 people.

Boat and vessel count include boats registered by the Alaska DMV and Coast Guard documented vessels that identify Ketchikan as their "hailing port". An eighth (456) of Ketchikan Alaska vessels are documented, meaning they are commercially used or over 25 feet.

The Economic Impact of the Ketchikan Shipyard 2016

Ketchikan's Vigor Alaska

The Ketchikan Shipyard – originally developed forty years ago to lay-up and maintain Alaska Marine Highway ferries – has grown into a shipyard that is building Alaska ferries in Alaska by Alaskans. Two AMHS ferries are scheduled for delivery in 2018.

180 direct jobs and \$10.9 million in direct wages in 2016

\$5 million in spending by Vigor on Ketchikan goods and services annually

90 indirect jobs and \$3.3 million in indirect wages in 2015

Ketchikan Shipyard